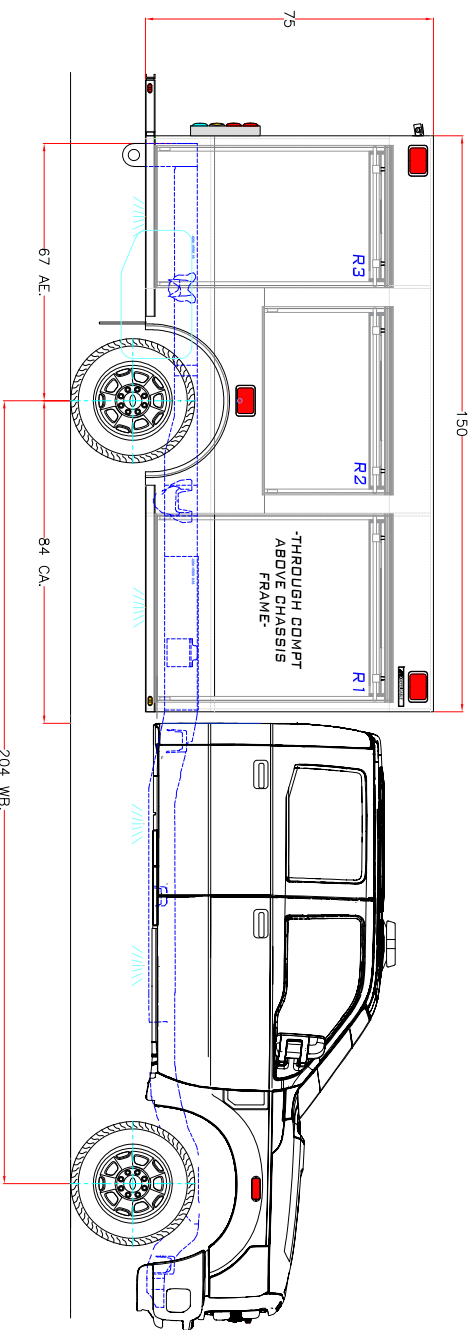
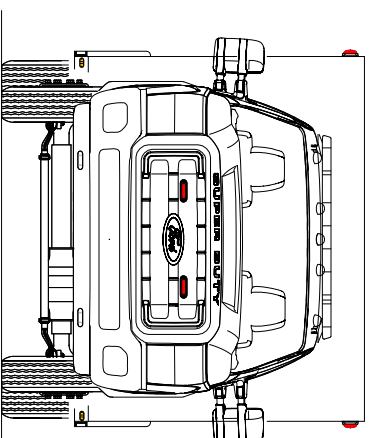


TOP VIEW

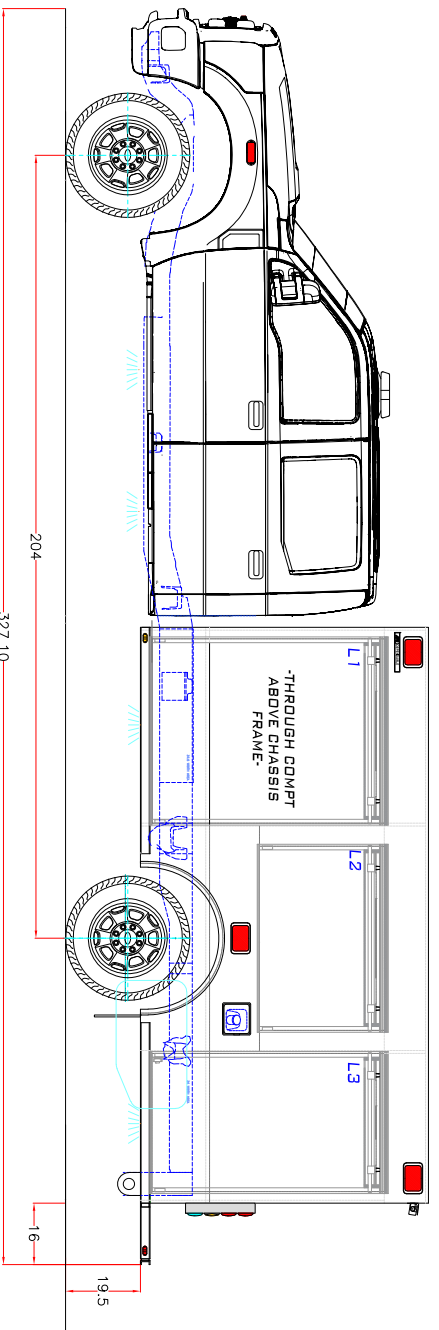
PASSENGER SIDE VIEW



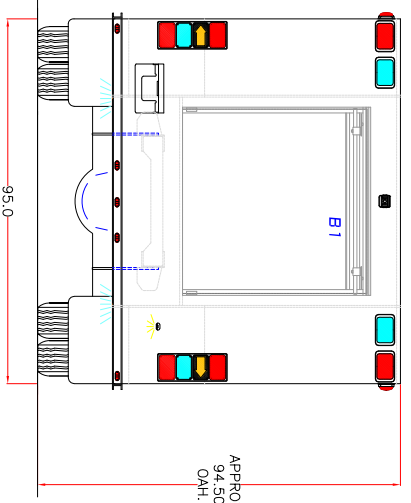
FRONT VIEW



DRIVER SIDE VIEW



FRONT VIEW



CAB
 CAB & CHASSIS MODEL: 2023 F550 4X4 SD CREW CAB
 ENGINE: 7.3 2V DIESEL V8
 HORSEPOWER: 350HP @ 3900 RPM
 ENGINE TORQUE: 468 LB/FT. @ 3900 RPM
 TRANSMISSION: TORQSHIFT 10 SPEED AUTO
 GVWR: 20,706 LBS.
 FRONT AXLE RATINGS: 6,000 LBS.
 REAR AXLE RATINGS: 14,706 LBS.

BODY MATERIAL
 POLYPROPYLENE BODY
 .188 & .125 3003 H22 ALUM. CHECKER PLATE

COMPARTMENT DIMENSIONS

INTERIOR (APPROX.)		DOOR OPENING (APPROX.) W/ DOOR INSTALLED	
W	H	W	H
L1/R1	50	71/56	19.5/ THRU
L2/R2	58.5	43	19.5
L3/R3	38	71	19.5
B1	54	55.5	98

INTERIOR CUBIC FEET: W X H X D / 1728

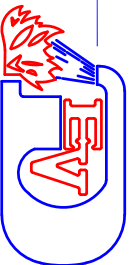
IMPORTANT NOTES

-SCENE LIGHTS ONLY @ REAR OF BODY
 -RUB RAILS (FRONT TO REAR): 59", 62"

PC	REV.	DESCRIPTION	DATE
PC	1	PRELIMINARY DWG	02/09/2023

CUSTOMER: DEMO FORD MINI POLY RESCUE
 DESCRIPTION: DEV STOCK 2301-F MINI POLY RESCUE

SPEC. #: _____
 DATE: 2/09/2023 DWG. #: 2301-F



DEPENDABLE EMERGENCY VEHICLES

THIS DRAWING IS A CLOSE APPROXIMATION OF YOUR FIRE APPARATUS IN ALL CASES WHERE THE DRAWING AND THE WRITTEN SPECIFICATION DIFFER THE SPECIFICATION SHALL PREVAIL. PLEASE WORK WITH YOUR DEALER TO ASSURE THAT THE WRITTEN SPECIFICATION REPRESENTS WHAT YOU WANT IN YOUR FINISHED PRODUCT

APPROVED BY CUSTOMER: _____

DATE: _____

SALES DRAWING MAY NOT REPRESENT CUSTOMER SPECIFICATION/ RFP AND/ OR TENDER IN ITS ENTIRETY ALL DIMENSIONS ARE IN INCHES

ALL DIMENSIONS ARE SUBJECT TO CHANGE DUE TO MANUFACTURING PROCESSES

UNLESS OTHERWISE NOTED: TOLERANCES ARE:



THIS DRAWING IS THE CONFIDENTIAL PROPERTY OF DEPENDABLE EMERGENCY VEHICLES

DRAWN BY: PC

APPROVED BY: _____

PAGE: _____

SCALE: _____